

Music:  
Peter Tschaikovsky

As Taught By:  
Stanley Holden

THE  
SLEEPING BEAUTY  
Act I, Scene II

Choreography:  
Marius Petipa

*The Rose Adagio*

Notated By:  
Valerie Sutton

<sup>①</sup> Cadenza - *ad libitum*

1A

2A


3A

4A


5A

③ Cadenza – *ad libitum*


1B




2B




3B



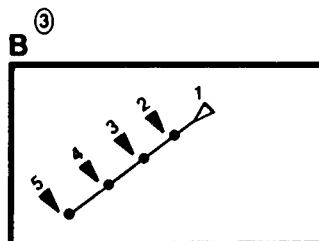
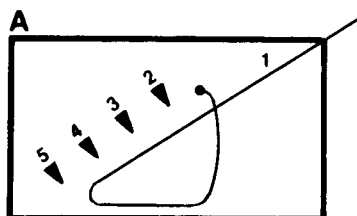
4B



5B



*grandioso*



Cadenza - *ad libitum*

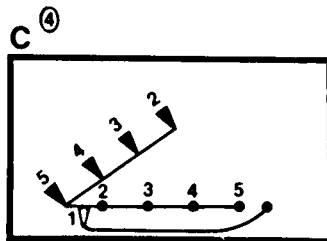
1C

2C

3C

4C

5C



# Adagio maestoso

1D

2D

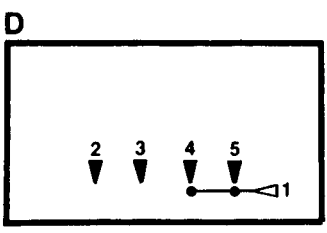
3D

4D

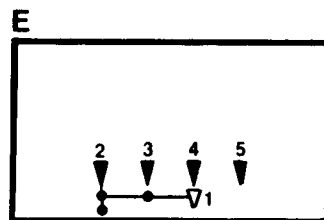
5D

1 2 3 4 1 & 5\* 2 3 4

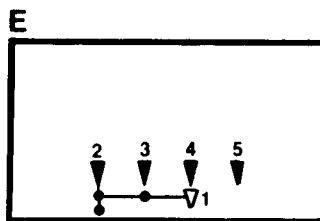
1 5\* 2 3 4



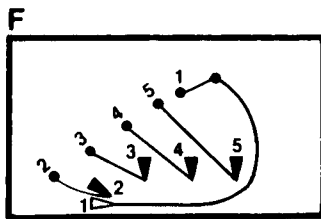
The musical score consists of five staves, labeled 1E through 5E. Staff 1E contains a complex sequence of notes and rests, with fingerings indicated by numbers 1, 2, 3, and 4. Above the staff are circled numbers 1, 2, 3, and 4, and a circled 5. There are also markings like \*4, \*3, and 5/8. Staff 2E shows notes with fingerings +1 and -, and a circled 6. Staff 3E has a diagonal slash with a circled 4. Staff 4E has a diagonal slash with a circled 5. Staff 5E is mostly empty.



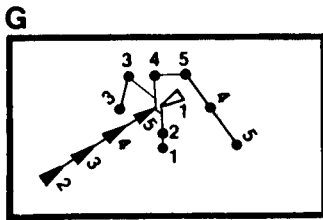
The image shows a musical score for five electric guitar parts, labeled 1E through 5E. Each part is represented by a set of five horizontal lines (the guitar fretboard). Part 1E includes a circled '5' and a box with '+4' and '+3'. It features a series of diagrams: a diagonal line with dots, a circled '5' over an '8', and musical notation with notes, stems, and accidentals. Part 2E has a box with an exclamation mark and musical notation with notes and stems. Part 3E has a box with a downward-pointing triangle and a diagram with a diagonal line and dots. Part 4E has a circled '6' and a box with a downward-pointing triangle and a diagram with a diagonal line and dots. Part 5E has a box with a downward-pointing triangle. The score is divided into measures by vertical lines.



The image shows a musical score for five fingers, labeled 1F, 2F, 3F, 4F, and 5F. The score is divided into two systems, each with four numbered measures (1, 2, 3, 4). Finger 1 (1F) has a circled 7 above measure 1. Finger 2 (2F) has a circled 6 above measure 1. Each system includes a treble clef staff with notes, stems, and slurs, and a bass clef staff with notes and slurs. Fingerings and articulation marks are indicated throughout. A large wedge-shaped symbol is at the end of the first system.



The musical score is organized into five systems, labeled 1G through 5G. Each system consists of a main staff with a guitar icon and a secondary staff with fretboard diagrams. The notation includes notes, rests, and various guitar-specific symbols like 'X' for muted notes and 'E' for natural harmonics. Fingering numbers 1-5 are placed above notes. Bar lines are present, with some containing a '+4' indicating a measure shift. The score is divided into three measures. The first measure contains notes with fingering 1, 2, 3, 4. The second measure contains notes with fingering 1, 2, 3, 4 and a measure shift '+4'. The third measure contains notes with fingering 1, 2, 3, 4 and various guitar symbols like '2\*', '2+', '2-', '8', and '4'. The secondary staves show fretboard diagrams with dots representing notes and 'X' marks for muted notes. Some diagrams include circled plus signs. The text 'ad libitum' appears in the 4G and 5G systems.





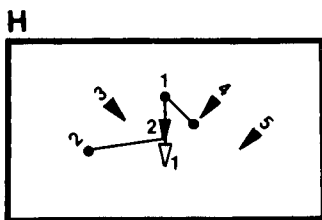
1H

2H

3H

4H

5H



1I

2I

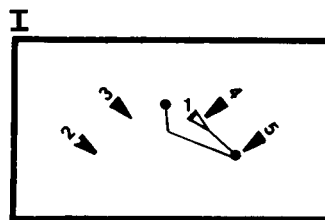
3I

4I

5I

1 2 3 4

1+X X+1



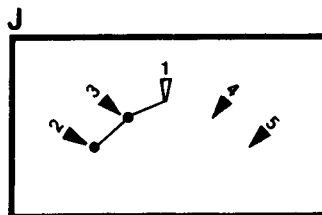
1J

2J

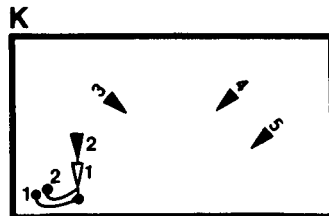
3J

4J

5J



1K			
2K			
3K			
4K			
5K			



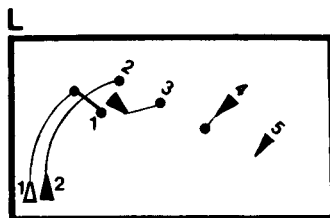
1L      1      2      3      4      1      2

2L

3L

4L      *ad libitum*

5L



1M

3 1. 4 2. 4 1 2 3 4

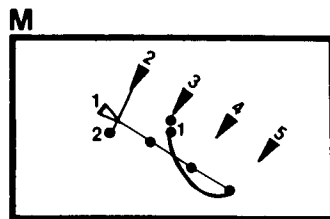
1.1.2. 3

2M

3M

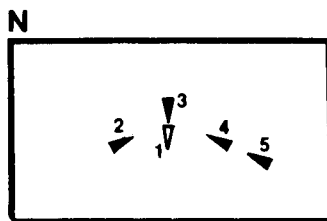
4M

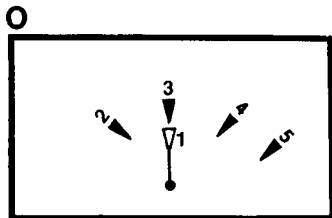
5M



*grandioso*

1N		
2N		
3N		
4N		
5N		







1P *pp* 1 2 3 4 13 2 3 4 *ad libitum* 1 2 3 4

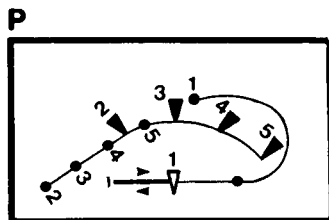
2P P:rose 14

3P P:rose 14

4P P:rose 14

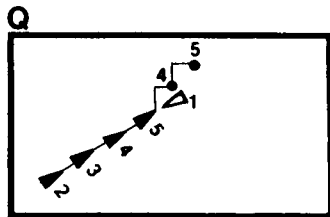
5P P:rose 14

15



The musical score consists of five staves, each with a unique icon in a box to its left:

- 1Q:** Icon of a triangle. Contains complex notation with notes, rests, and performance markings like  $P4+$ ,  $8/4$ , and  $5^*$ . Rehearsal marks 1, 2, 3, and 4 are placed above the staff.
- 2Q:** Icon of a single note. Labeled  $P1:ROSE$ . Shows a single note on a staff with a dot below it.
- 3Q:** Icon of a single note. Labeled  $P2:ROSE$ . Shows a single note on a staff with a dot below it.
- 4Q:** Icon of a double note. Labeled  $P3:ROSE$ . Shows a double note on a staff with a dot below it. A box containing  $+P3$  is positioned above the staff.
- 5Q:** Icon of a double note. Labeled  $P4:ROSE$ . Contains complex notation with notes, rests, and performance markings like  $+P4$ ,  $1+$ , and  $+$ .



16

17

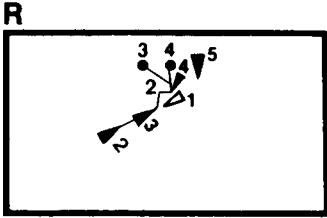
1R  
P3:70SE  
P4:70SE

2R  
P1:70SE

3R  
P2:70SE

4R

5R



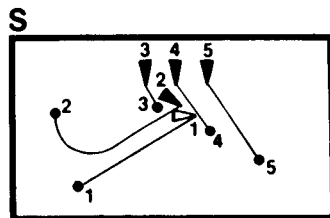
1S *P: four roses*

2S

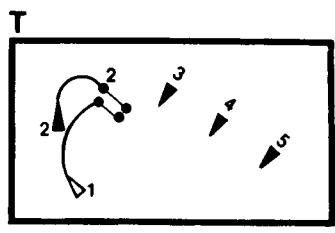
3S

4S

5S



The image shows a musical score for five tenors, labeled 1T through 5T. The score is divided into two systems by a vertical bar line. The first system contains measures 1 through 4, and the second system contains measures 5 through 8. Tenors 1 and 2 have detailed musical notation, including notes, rests, and fingerings. Tenors 3, 4, and 5 have simpler notation, primarily consisting of notes and rests. The notation includes various symbols such as circles with plus signs, circles with dots, and arrows indicating fingerings or breath marks. The first system is numbered 1, 2, 3, and 4 above the staves. The second system is numbered 1 and 2 above the staves. The tenors are labeled 1T, 2T, 3T, 4T, and 5T on the left side of their respective staves.



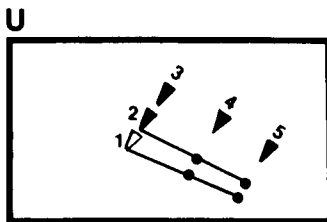
1U

2U

3U

4U

5U



3 4 1 2 3 4

1V

2V

P1: rose

19

3V

P2: rose

19

4V

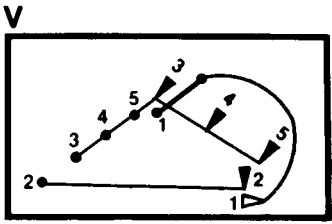
P3: rose

19

5V

P4: rose

19



1W

2W

P1: *rose*

3W

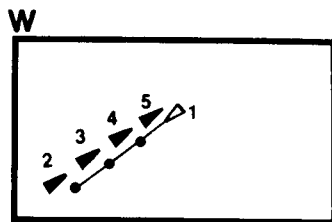
P2: *rose*

4W

P3: *rose*

5W

P4: *rose*





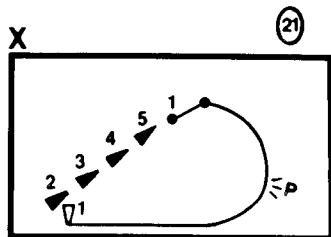
1X  P: Four roses

2X

3X

4X

5X



1Y *accelerando*

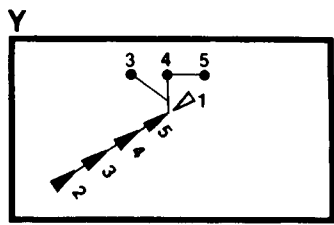
2Y *accelerando*

3Y *ad libitum*

4Y *ad libitum*

5Y *ad libitum*

The score consists of five staves, each with a small icon in a box to its left. Staff 1Y (triangle icon) has a treble clef and a 4/4 time signature. It features a sequence of notes with fingerings 1, 2, 3, 4, 1, 2, 3, 4, 1, 2, 3, 4, 1, 2, 3, 4. Above the notes are circled numbers: +5, +4, +3, +2. Staff 2Y (stick icon) has a treble clef and contains rhythmic patterns of eighth and sixteenth notes. Staff 3Y (stick icon) has a treble clef and includes a measure with a fermata and the number '2' below it. Staff 4Y (stick icon) has a treble clef and contains rhythmic patterns. Staff 5Y (stick icon) has a treble clef and contains rhythmic patterns. The word 'ad libitum' is written above the notes in the 3rd, 4th, and 5th staves. The word 'accelerando' is written above the notes in the 1st and 2nd staves. The bottom of the score features a diagram of a triangle with points labeled 1, 2, 3, 4, 5.



12Z Fine

22Z

32Z

42Z

52Z

The score consists of five staves. The first staff (12Z) has a treble clef and contains a complex melodic line with various ornaments and fingerings (1, 2, 3, 4). The second staff (22Z) has a bass clef and contains a line with notes and rests, some marked with 'x' and '+x+1'. The third staff (32Z) has a bass clef and contains notes and rests. The fourth staff (42Z) has a bass clef and contains notes and rests, with a triplet of notes marked '3' and 'X' in the second measure. The fifth staff (52Z) has a bass clef and contains a triplet of notes marked '3' and 'X' in the first measure. The word 'Fine' is written at the top right of the first staff.

